


SAML Income Unit Fund
STATEMENT OF FINANCIAL POSITION
As on March 31, 2021

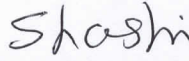
Particulars	Notes	31-Mar-21
		Taka
ASSETS		
Investments - at market price	1	57,470,988
Accounts receivables	2	131,000
Advance, deposit and prepayments	3	-
Fixed deposits receipts (FDR)	4	25,317,708
Cash and cash equivalents	5	18,983,504
Preliminary and issue expenses	6	1,623,409
Total Assets		103,526,610
EQUITY AND LIABILITIES		
Shareholders' Equity		
Unit capital	7	104,915,000
Unit premium reserve	8	-
Unrealized gain on Investments		(2,094,633)
Retained earnings		263,479
Total		103,083,846
Current Liabilities		
Accounts payable	9	-
Liability for expenses	10	442,764
Total		442,764
Total Equity and Liabilities		103,526,610
Net asset value (NAV)		103,083,845
Net asset value (NAV) per unit:		
At cost	11	10.02
At market price	12	9.82

These financial statements should be read in conjunction with annexed notes


Member, Trustee

Sandhani Life Insurance Company




Asset Manager

Shahjalal Asset Management Limited



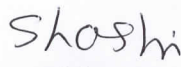
SAML Income Unit Fund
STATEMENT OF COMPREHENSIVE INCOME
From January 01 to March 31, 2021

Particulars	Note	31-Mar-21 Taka
INCOME		
Interest income	13	317,708
Net gain on sale of marketable securities	14	464,206
Dividend income	15	246,000
Total		1,027,914
EXPENSES		
Management fees		428,964
Amortization of preliminary and issue expenses		45,859
CDBL settlement and demat charges		30,849
IPO application fees		11,000
Brokerage commission		382,980
Newspaper publication exp		30,360
Bank charges and excise duty		1,019
Other operating expenses		25,000
Total		956,031
Net profit for the period		71,883
Earnings per unit		0.01

These financial statements should be read in conjunction with annexed notes


 Member, Trustee
 Sandhani Life Insurance Company




 Asset Manager
 Shahjalal Asset Management Limited



SAML Income Unit Fund
STATEMENT OF CHANGES IN EQUITY (Unaudited)
For the period ended March 31, 2021

Figure in Taka

Particulars	Unit capital	Unit premium reserve	Unrealized gain / (loss)	Retained earnings	Total equity
Opening balance as on 01/01/2021	50,000,000	-	-	191,596	50,191,596
Unit capital raised during the period	54,915,000	-	-	-	54,915,000
Unit surrendered	-	-	-	-	-
Dividend paid for the year	-	-	-	-	-
Unrealized gain/(loss)	-	-	(2,094,633)	-	(2,094,633)
Net profit during the period	-	-	-	71,883	71,883
Balance as on March 31, 2021	104,915,000	-	(2,094,633)	263,479	103,083,845

Ram
Member, Trustee



Sandhani Life Insurance Company




Shashi
Asset Manager

Shahjalal Asset Management Limited

SAML Income Unit Fund
STATEMENT OF CASH FLOWS
For the period ended March 31, 2021

Particulars	31-Mar-21
	Taka
A. Cash flows from operating activities	
Interest income - bond	317,708
Gain on sale of investments	464,206
Dividend income	246,000
Other operating expenses	(452,672)
Net cash from operating activities	575,242
B. Cash flows from investing activities	
Net investment in shares and securities	(59,565,621)
Preliminary and Issue Expenses	(1,623,409)
Investment in FDR	(25,317,708)
Net cash from investing activities	(86,506,738)
C. Cash flows from financing activities	
Proceeds from issuance of units	104,915,000
Proceeds made for re-purchase of units	-
Dividend payment	
Net cash from financing activities	104,915,000
Net cash flows for the period	18,983,504
Cash and cash equivalents at the beginning of the period	-
Cash and cash equivalents at the end of the period	18,983,504
Net operating cash flows per unit	0.05


Member, Trustee



Sandhani Life Insurance Company


Asset Manager



Shahjalal Asset Management Limited

SAML Income Unit Fund
Notes to the financial statements
For the period ended March 31, 2021

	31-Mar-21
	Taka
1.00 Investments - at market price (Annexure 1)	
Total Cost Value of Securities	59,565,621
Unrealization Gain /(Loss)	(2,094,633)
Total Market value of securities	57,470,988
 2.00 Accounts receivables	
Dividend receivable	
BATBC	21,000
IPDC	60,000
LHBL	20,000
Sub Total	101,000
Other receivable	
Accounts Receivable	30,000
Receivable from IPO Application	-
Collateral for bidding	-
Sub Total	30,000
Total	131,000
 3.00 Advance, deposit & prepayments	
Security deposit	
Deposit with Central Depository Bangladesh Ltd. (CDBL)	-
Sub Total	-
Advance & Prepayment	
Annual CDBL fees	-
Annual Trustee fees	-
Annual BSEC fees	-
Sub Total	-
Total	-
 4.00 Fixed deposit receipts (FDR)	
BD Finance Limited	25,317,708
Total	25,317,708
 5.00 Cash and cash equivalents	
Cash at banks	
Shahjalal Islami Bank Limited	12,081,308
Shahjalal Islami Bank Limited	4,885
Sub Total	12,086,193

Cash in brokerage accounts	<u>6,897,311</u>
Total	<u>18,983,504</u>
6.00 Preliminary and issue expenses	
Preliminary and issue expenses	1,669,268
Less: Amortization made during the period	(45,859)
Total	<u>1,623,409</u>
<p>Note: As per the rule 65.3.1 of the Bangladesh Securities and Exchange Commission (Mutual Fund) Bidhimaia, the preliminary & issue expenses are being written off over a period of 7 (seven) years.</p>	
7.00 Unit capital	
Opening balance	50,000,000
Add, New subscription	54,915,000
Less, units surrendered	-
Total	<u>104,915,000</u>
8.00 Unit premium reserve	
Opening balance	-
Add, Unit premium reserve during the period	-
Less, premium reimbursed for re-purchase of units	-
Total	<u>-</u>
9.00 Accounts payable	
Accounts payable	-
Dividend payable	-
BSEC Fee Payable	-
Total	<u>-</u>
10.00 Liability for expenses	
Management fees	428,964
Custodian fees	-
Audit fees	-
Trustee fee	-
Newspaper publication expenses	12,000
CDBL annual fees	-
TDS Payable	1,800
Total	<u>442,764</u>
11.00 Net Asset Value (NAV) per unit at cost	
Net Asset Value (NAV) at market price	103,083,845
Add: Decrease in market value than cost balance of investment as on March 31,2021	2,094,633
Net Asset Value (NAV) at cost price	<u>105,178,479</u>
No of unit	<u>10,500,000</u>
NAV per unit at cost	<u>10.02</u>

12.00 Net Asset Value per unit at market price	
Net Asset Value (NAV)	103,083,845
No of unit	10,500,000
NAV per unit at market price	9.82

13.00 Interest income	
Fixed deposits receipts (FDR)	317,708
Short Notice Deposit (SND)	-
25% Convertible Bond of BRAC Bank Ltd.	-
Total	317,708

14.00 Net gain / loss on sale of marketable securities	
Gain on sale of marketable securities	
SINGERBD	41,071
WALTONHIL	192,236
OLYMPIC	91,256
CITYBANK	2,256
SPCL	30,387
IBNSINA	3,425
LHBL	340,150
SUMITPOWER	231,494
BATBC	138,795
UPGDCL	35,966
BSCCL	397
NRBCBANK	469,981
PIONEERINS	26,608
NCCBANK	20,578
UNITEDAIR	88,045
Total	1,712,644.94

Loss on sale of marketable securities	
MIRAKHTER	193,522
STANDBANKL	115,830
AIBL1STIMF	271,900
TITASGAS	99,212
NHFIL	268,349
AOL	279,302
EGEN	20,325
Total	1,248,439

Net gain on sale of marketable securities	464,206
--	----------------

15.00 Dividend income	
NCCBLMF1	145,000
BATBC	21,000
IPDC	60,000
LHBL	20,000
Total	246,000